


# Strings Syllabus 2020-2023

## Bowed strings technical work exercises

The following pages contain notated examples of all the exercises required as part of technical work option ii) for all bowed strings Grades 1-8, excluding Double Bass Grades 1 and 2. All technical work exercises are to be performed from memory.

### Violin

Grade 1 – Open strings:



# Strings Syllabus continued

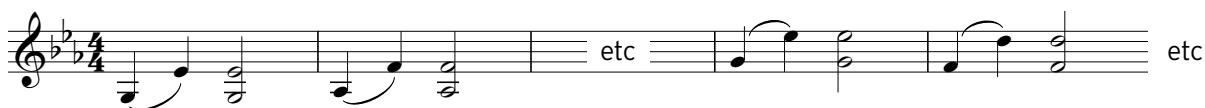
---

## Grade 6

a) D major in thirds:




b) E♭ major in sixths:



c) D major in octaves:



d) E major scale on one string:



## Grade 7

a) B♭ major in thirds (one octave):



b) B♭ major in sixths (one octave):



c) D major in octaves (one octave):



## Grade 8

a) B♭ major in thirds (two octaves):



b) G major in sixths (two octaves):



c) D major in octaves (one octave):



# Strings Syllabus continued

## Viola

Grade 1 – Open strings:

Grade 2 – Octaves and sixths:

Grade 3

a) Chromatic phrase to be played with separate bows, starting on the G string:

b) Octaves, sixths and thirds:

Grade 4

a) Octaves:

b) G major phrase:

Grade 5

a) F major in thirds:

b) Eb major in sixths:

c) G major scale on one string:

# Strings Syllabus continued

## Grade 6

a) G major in thirds:

Musical notation for G major in thirds, Grade 6. The key signature is one sharp (F#) and the time signature is 4/4. The notation shows a sequence of chords: G2-D3, G3-A3, G4-B4, G5-A5, G6-B6, G7-A7, and G8. The final chord is followed by a whole rest.

b) A♭ major in sixths:

Musical notation for A♭ major in sixths, Grade 6. The key signature is three flats (B♭, E♭, A♭) and the time signature is 4/4. The notation shows a sequence of chords: A♭2-E♭3, A♭3-B♭3, A♭4-B♭4, A♭5-B♭5, A♭6-B♭6, and A♭7-B♭7. The sequence is interrupted by "etc" and then continues with the same sequence.

c) G major in octaves:

Musical notation for G major in octaves, Grade 6. The key signature is one sharp (F#) and the time signature is 4/4. The notation shows a sequence of chords: G2-D3, G3-A3, G4-B4, G5-A5, G6-B6, G7-A7, and G8. The final chord is followed by a whole rest.

d) A major scale on one string:

Musical notation for A major scale on one string, Grade 6. The key signature is two sharps (F#, C#) and the time signature is 4/4. The notation shows a sequence of notes: A2, A♯2, B2, C3, C♯3, D3, D♯3, E3, E♯3, F4, F♯4, G4, G♯4, A4. The sequence is interrupted by "etc" and then continues with the same sequence.

## Grade 7

a) E♭ major in thirds (one octave):

Musical notation for E♭ major in thirds (one octave), Grade 7. The key signature is three flats (B♭, E♭, A♭) and the time signature is 4/4. The notation shows a sequence of chords: E♭2-B♭3, E♭3-F♭3, E♭4-F♭4, E♭5-F♭5, E♭6-F♭6, and E♭7-F♭7. The sequence is interrupted by "etc".

b) E♭ major in sixths (one octave):

Musical notation for E♭ major in sixths (one octave), Grade 7. The key signature is three flats (B♭, E♭, A♭) and the time signature is 4/4. The notation shows a sequence of chords: E♭2-B♭3, E♭3-F♭3, E♭4-F♭4, E♭5-F♭5, E♭6-F♭6, and E♭7-F♭7. The sequence is interrupted by "etc".

c) G major in octaves (one octave):

Musical notation for G major in octaves (one octave), Grade 7. The key signature is one sharp (F#) and the time signature is 4/4. The notation shows a sequence of chords: G2-D3, G3-A3, G4-B4, G5-A5, G6-B6, G7-A7, and G8. The sequence is interrupted by "etc".

## Grade 8

a) E♭ major in thirds (two octaves):

Musical notation for E♭ major in thirds (two octaves), Grade 8. The key signature is three flats (B♭, E♭, A♭) and the time signature is 4/4. The notation shows a sequence of chords: E♭2-B♭3, E♭3-F♭3, E♭4-F♭4, E♭5-F♭5, E♭6-F♭6, E♭7-F♭7, E♭8-F♭8, and E♭9-F♭9. The sequence is interrupted by "etc".

b) C major in sixths (two octaves). Follow Grade 7 example, but over two octaves.

c) G major in octaves (one octave):

Musical notation for G major in octaves (one octave), Grade 8. The key signature is one sharp (F#) and the time signature is 4/4. The notation shows a sequence of chords: G2-D3, G3-A3, G4-B4, G5-A5, G6-B6, G7-A7, and G8. The sequence is interrupted by "etc".

# Strings Syllabus continued

---

## Cello

Grade 1 – Open strings:



Grade 2 – Fifths and sixths, starting on G, D and C strings:



Grade 3

a) Chromatic phrase to be performed with separate bows [ $\text{♩} = 60$ ]:



b) Fifths, sixths and octaves, starting on the open G, D and C strings [ $\text{♩} = 76$ ]:



Grade 4 – Octaves and sixths, starting on the open G, D and C strings:



Grade 5 – Octaves, sixths and thirds, starting on the open G, D and C strings:



Grade 6 – Sixths in C major:



Grade 7

a) C major in sixths (one octave):



b) B♭ major in thirds (one octave):





## Strings Syllabus continued

---

b) Running thirds in B $\flat$  major [ $\text{♩}$  = 60]:

Two staves of music in B $\flat$  major, 6/8 time. The first staff contains the first four measures, and the second staff contains the next four measures. The pattern consists of eighth-note pairs beamed together, moving in parallel motion across the strings.

### Grade 8

a) Broken thirds in C major (one octave) [ $\text{♩}$  = 76]:

One staff of music in C major, 4/4 time. The pattern consists of quarter-note pairs beamed together, moving in parallel motion across the strings. Fingering numbers (1, 0, 2, 1, 2, 1, 4, 1, 4, 1, 4, 2) are written above the notes. The word "etc" is written to the right of the staff.

b) Broken thirds in F major (two octaves) [ $\text{♩}$  = 76]:

One staff of music in F major, 4/4 time. The pattern consists of quarter-note pairs beamed together, moving in parallel motion across the strings. The word "etc" is written to the right of the staff.

c) Running thirds in G major on the G string (one octave): see Grade 7 example [ $\text{♩}$  = 60]