

# Working with Trinity: New Developments

Alison Castle Kane, Trinity College London



If you haven't already, scan the QR code to register your attendance at the conference

**8<sup>th</sup>** Future of English  
Language Teaching  
Conference

Organised by

**TRINITY**  
COLLEGE LONDON

 **REGENT'S**  
UNIVERSITY LONDON

# This session

---

- ▶ GESE & Schemes of Work
- ▶ Communication Skills
- ▶ TESOL: Certificate for Practising Teachers
- ▶ TESOL: Teach with Trinity
- ▶ Events, training and support
- ▶ Become a registered exam centre

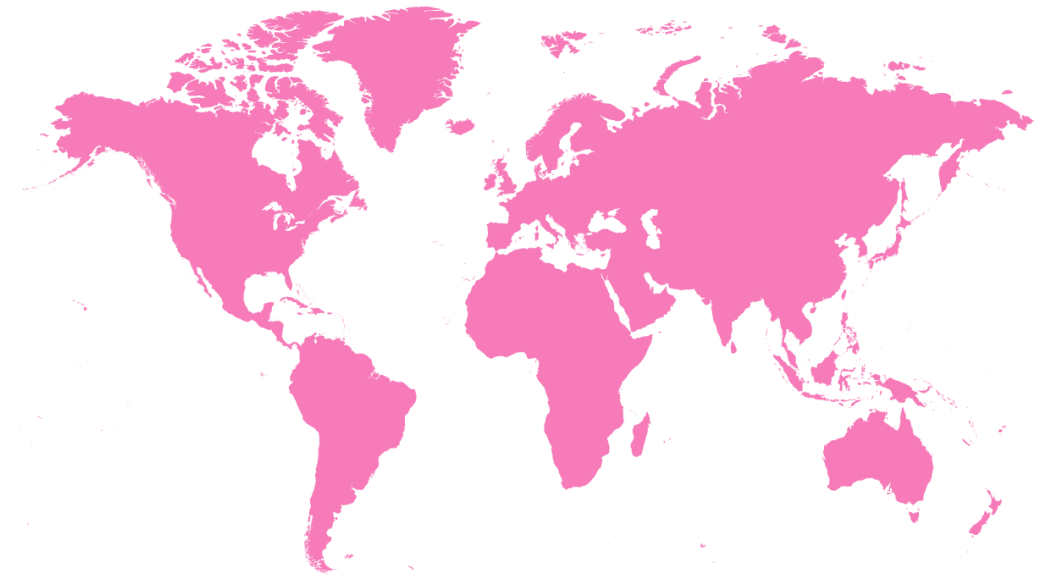


# About Trinity

“We exist to promote and foster the best possible communicative and performance skills through assessment, content and training which is innovative, personal and authentic.”

## Key Facts

- ▶ Trinity College London is a **leading international exam board**, operating in over 60 countries worldwide
- ▶ Trinity is an **independent education charity**
- ▶ We provide assessments for **English Language, Music, Drama and Art** and have been operating since 1877
- ▶ Trinity qualifications are specifically designed to **help learners progress and create opportunities**



# About Trinity

## Qualifications and assessments

- ▶ We're specialists in the assessment of communicative and performance skills, covering:

### Arts Award

Discover, Explore, Bronze, Silver, Gold

### Music

Grades, Certificates, Diplomas, Rock & Pop

### Drama

Grades, Diplomas, Communication Skills

### English language

ESOL Skills for Life, GESE, ISE

### Teaching English

CertTESOL, CertPT, DipTESOL and TYLEC

### Tests for UKVI

Secure English Language Tests (SELTs)

# Graded Examinations in Spoken English (GESE)

---





## What is GESE?

- ▶ Speaking and Listening exams that cover 12 Grades from CEFR Pre-A1 - C2
- ▶ Features a 1:1 dialogue with a professional examiner and assesses the ability to have a real, spontaneous and interactive conversation
- ▶ Learner-centred and include student selected input
- ▶ Fits with any general English syllabus making it suitable for a range of course



# GESE Assessment Summary

Grade 1 Pre-A1 (CEFR)	Grade 2 A1 (CEFR)	Grade 3 A2.1 (CEFR)	Grade 4 A2.2 (CEFR)	Grade 5 B1.1 (CEFR)	Grade 6 B1.2 (CEFR)	Grade 7 B2.1 (CEFR)	Grade 8 B2.2 (CEFR)	Grade 9 B2.3 (CEFR)	Grade 10 C1.1 (CEFR)	Grade 11 C1.2 (CEFR)	Grade 12 C2 (CEFR)
5-7 minutes											
	10 minutes										
		15 minutes									
			25 minutes								
Conversation	Conversation	Topic discussion	Topic discussion	Interactive task	Interactive task	Topic presentation	Listening task	Listening task – listen to a short passage and answer questions	Topic presentation – give a presentation on a topic of your choice	Interactive task – ask questions about a situation you are given	Topic discussion – talk about a topic of your choice
											Conversation – talk about two subjects and give your ideas and opinions

CEFR: Common European Framework of Reference

# GESE Schemes of Work

- Are available for Grades 4-12 (CEFR A2 – C2)
- Provide an ideal framework for approx. 30 hours of teaching time
- Can be used flexibly on short, intensive courses, or over a longer part-time course
- Include full details of aims, assumptions, teaching notes and timetabling for each GESE Grade
- Are supported by a wide range of individual activities, worksheets and handouts for classroom use

Scheme of work – GESE Grade 7 (CEFR B2.1)

Day	Exam focus	Activities	Material	Aims
Monday	AB	10 mins: Start the class, admin, etc.	X	X
	AB	30 mins: 1's choice to get its meeting each other.	X	For its to get to know each other.
	AB	30 mins: Introduce and explain the exam and give the relevant parts from the syllabus.	*HANDOUT: GESE Grade 7 syllabus (from Exam Booklet) (1)	For an overview of the structure of the exam and its purposes and requirements.
	CP	10 mins: See if the sts can remember (without looking) what the subject areas for the Conversation phase are.	X	To encourage engagement with the exam and to introduce the lesson.
Tuesday	CP	70 mins: Generating vocabulary on posters and then using the posters to have discussions.	*ACTIVITY: Lexical Posters – CP (2)	To check what language the sts know and for them to learn from each other. To practise talking with each other on the subject areas and using new vocab.
	AB	X	None	X
	HW	X	None	X

Day	Exam focus	Activities	Material	Aims
Monday	AB	15 mins: Review what sts remember from yesterday about the exam.	X	To remind sts of the structure and aims of the exam.
	TP	45 mins: Introduce the Topic phase and help sts generate some of their own ideas.	*ACTIVITY: Choosing a Topic – CP (Sessions 1 & 2)	For sts to start thinking about a personal topic and to transform ideas.
	X	30 mins: Pair work.	X	X
	CP	40 mins: Predict Conversation phase Language Function questions for all subject areas and then practise the conversations.	*ACTIVITY: Preparing the Conversation – CP (3)	To be active participants of the Conversation phase by thinking of how the conversation might go. To practise the Conversation phase.
Tuesday	X	30 mins: Pair work.	X	X
	HW	TPP	Sts settle on 3 possible topics for themselves for the Topic phase.	X

TRINITY COLLEGE LONDON

Conversation board game

START	1 Say two things that people have to do when they drive.	2 If you can name five healthy foods, throw again.	3 Name three different sizes of clothes and say which you prefer.	4 Complete the phrase: If you don't do regular exercise...	5 Miss a go!	6 If you can correct the phrase three again, I've visited Paris last year.	7 What is the most difficult thing about learning a foreign language?
<b>BOARD GAME</b>							
16 Say why you are learning English.	15 Miss a go!	14 Name three ways to travel and 2 places to stay.	13 Name two things you will never wear to a wedding.	12 Name five things you have never done.	11 Say what free time activity you prefer and why.	10 Miss a go!	9 Name three things you might do in the next year.
<b>BOARD GAME</b>							
18 Ask your classmate a question about travel.	19 Say what you were doing last night at 8pm.	20 Miss a go!	21 Name two wads that people can get fit.	22 Say what language you think is the most difficult to learn.	23 Name three things you can buy if you go to a chemist.	24 Say what your plans are for your next holiday.	FINISH

TRINITY COLLEGE LONDON

Developing a topic  
GESE Grade 8 (CEFR B2.2)

Developing a topic – GESE Grade 8

Grade: GESE Grade 8 (CEFR B2.2)  
Focus: The Topic phase  
Time: 2 x 45 minutes

Aims:

- To expand topic points using mind maps
- To practise questions and prompts that could be used by the Examiner
- To practise interviews based on mind maps

Materials needed:

- Students' mind maps for their chosen topic from the lesson: 'Choosing a Topic'
- Worksheet 1 – Example language for GESE Grade 8
- Worksheet 2 – Example prompts for GESE Grade 8 (you need one worksheet for every three students)

Preparation

- Make copies of Worksheet 1 for all students.
- Copy and cut up Worksheets 2 into 18 individual question cards. Make enough copies for each group of three students to have a set of 18 cards. Put each set of cards into an envelope or small bag.

In class

Session 1 – GESE Grade 8 language and mind maps

Demonstrating mind maps for the topic (10 minutes)

- Put the students into groups of three. The students need their final mind maps from the lesson: 'Choosing a topic', and the lists of language of Grade 8 (Worksheet 1).
- Do a demonstration on the board. Draw a mind map on the board and ask the class for an idea for a topic. Remember not to use 'pets/best friends/family' or any of the six general subject areas for the Conversation phase from GESE Grade 8. Encourage students to think of a specific topic which is personally important or interesting to them.
- Write the title of the topic in the middle of the mind map and ask the students to suggest different ideas connected to the topic. Accept around 10 to 12 different ideas and add them to the mind map on the board.

Grade 8 language and the demonstration mind map (10 minutes)

- Tell the students that they need to think of some ways of using the language of their grade to describe all of the points on the mind map on the black/white board.
- Give the students 2 minutes to think of some ideas. They can look at their worksheets to help them.
- After 2 minutes ask the students for ideas from each grade to describe each point. You can fill the board with multiple ideas from each grade. This will show students that the most important thing is what you say about the mind map point and being sure that you use the language of your grade.

GESE Grade 8 language and the students' own mind maps (15 minutes)

Tell the students they have 15 minutes to look at their mind maps and try to use as many examples as possible of the language of the grade with each point on their mind map. Tell them it's OK if they find that some are too difficult, they can move to the next mind map point.



<https://resources.trinitycollege.com/gese/sow>



# Communication Skills

---



# Communication Skills

Communication Skills offers a unique and valuable framework to teach and assess the softer skill areas, and will have a positive and lasting impact on every candidate.

Here's what candidates learn:

- ▶ How to prepare and deliver an effective presentation
- ▶ How to express themselves in an articulate, authentic and appropriate way
- ▶ How to interact with different people, roles and audiences
- ▶ How to use research and analyse to prepare presentations on different topics

COMMUNICATION



INTERACTION



ANALYSIS



PERFORMANCE



# Communication Skills

## Levels of the qualifications

RQF level	Grade(s)	Level
Entry level	Initial	Initial
Level 1	Grades 1-3	Foundation
Level 2	Grades 4-5	Intermediate
Level 3	Grades 6-8	Advanced

## Grades 6-8 - Advanced Performance Certificate

### Grade 6

UCAS POINTS

PASS **8** | MERIT **10** | DISTINCTION **12**

### Grade 7

UCAS POINTS

PASS **12** | MERIT **14** | DISTINCTION **16**

### Grade 8

UCAS POINTS

PASS **24** | MERIT **27** | DISTINCTION **30**

Grades 1-5 suitable for B1+ | Grades 6-8 suitable for B2 +

# Using Communication Skills in EL Programmes

- Excellent end-of-course qualification for:
  - Courses with a focus on leadership and global citizenship (debating skills, social issues)
  - Academic preparation programmes (research and presentation skills)
  - Professional and corporate clients (appropriacy, audience)
  - Part-time learners who need English for work purposes (Grade 6 – CV skills)
- Recommended levels of English -
  - Grades Initial – 5: B1 +
  - Grades 6 – 8: B2 +



Download the Complete Guide

# THE COMPLETE GUIDE TO TRINITY'S COMMUNICATION SKILLS SYLLABUS SPECIFICATIONS

Creating pathways to successful futures  
with communication



Scan the QR code to  
**Download the  
Guide**



# Teaching English

---



# Trinity TESOL qualifications

Qualification	Ofqual level	Guided Learning Hours*	Total Qualification Time	Focus of pedagogical knowledge and skills
CertTESOL	5	130	200	Essential TESOL
TYLEC	-	58	100	Specialist young learner TESOL
CertOT	4	30	50	Specialist online teaching
CertPT	6	30	100	Specialist TESOL professional development
DipTESOL	7	150	600	Advanced TESOL

\* Minimum time

# Certificate for Practising Teachers

## CertPT

Certificate for Practising Teachers



Specialist certification for in-service teachers

- **In-service**, 100 hour total qualification time (30 hours' guided learning, 70 hours' self-study)
- Four assessments, based on **personal teaching context**
- **Focus on materials** critiquing, adaptation, creation and application
- **Flexible delivery**: Face-to-face, blended or fully online
- Multiple **specialist areas**: Young Learners, Online Teaching, ESP, CLIL, Exams...
- **Bilingual** assessment options (currently English, Spanish, and Mandarin Chinese)


# Teach with Trinity

Access and Self-enrol

<https://www.trinitycollege.com/page/teach-with-trinity>

## About Teach with Trinity

- ▶ Free online, short self-study courses designed for prospective English language teachers or volunteers
- ▶ 2 levels: Getting Started & Developing as a Teacher
- ▶ Each course provides 3 hours of online structured material and activities
- ▶ Includes downloadable resources for use in the classroom
- ▶ E-certificates available to download on completion



**Teach with Trinity**  
Free, online short courses designed for those who are considering a career in English language teaching.

[Learn more](#)



**TRINITY**  
COLLEGE LONDON

# Teacher Support & Events

---





# Training and Support

- ▶ Trinity run regular webinars that are open to everyone:
  - ▶ Transformative Teachers Webinar Series
  - ▶ Ongoing webinars: Teaching online, Skills, Exam updates, Working with Trinity
  - ▶ Bank of recorded webinars organised by topic – free access
- ▶ Registered exam centres are eligible for training from our Academic Support Team



[resources.trinitycollege.com/teachers/english\\_language/webinars](https://resources.trinitycollege.com/teachers/english_language/webinars)

The screenshot shows the Trinity College London website page for English Language Webinars. The page features a navigation menu with links for ASSESSMENTS, ESP, FOELT, TEACHER EDUCATION, TECHNOLOGY, TTW, and YOUNG LEARNERS. The main heading is "English Language Webinars" with a sub-heading stating that Trinity organizes events and various webinar series throughout the year, most of which are free but may require advance registration. Below this, there are three featured webinar cards:

- Give it a try:** A card titled "Technology & Innovation - Digital tools to awaken motivation" with a photo of a wooden cross and a list of bullet points: "Apply what you already know about engagement to hybrid/online learning." and "You don't have to be an expert on technology." The photo is credited to "Photo by Brett Jordan on Unsplash".
- Becoming a Validated TESOL Course Provider with Trinity:** A card with a pink background and a photo of three people looking at a laptop.
- Upcoming webinars:** A card titled "English for Specific Purposes" scheduled for "Wed 21 April, 4:00PM (UK time)". It states that the webinar will focus on how authentic materials can be exploited for use in ESP classes and includes a "REGISTER" button.

At the bottom of the page, there is a "Discover Trinity" link.

## Transformative Teachers webinar series

### Join an upcoming Transformative Teachers webinar

#### Am I good enough?

Wed 26 January, 4:00PM (UK time)

What does it mean to be a good teacher? This session will look at both the challenges and advantages of teaching as a non-native speaker of English.

REGISTER

#### Grassroots Teaching and Learning

Wed 16 February, 4:00PM (UK time)

Let's get back to grassroots. This practical webinar will look at useful, everyday activities for the classroom that get students to draw on their own ideas, experiences and interests.

REGISTER



[learn.trinitycollege.co.uk/ttw](https://learn.trinitycollege.co.uk/ttw)



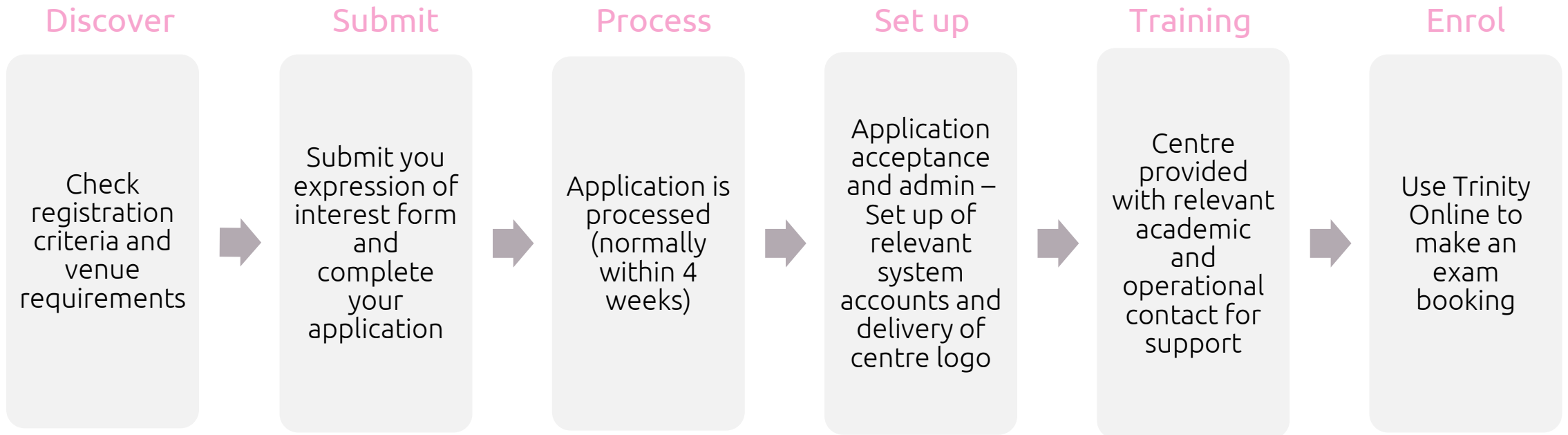
# Working with Trinity

---



# Work with Trinity

## Become a Registered Exam Centre





[international@trinitycollege.com](mailto:international@trinitycollege.com)

Questions?

Get in touch –  
[International@trinitycollege.com](mailto:International@trinitycollege.com)

Thank you!

